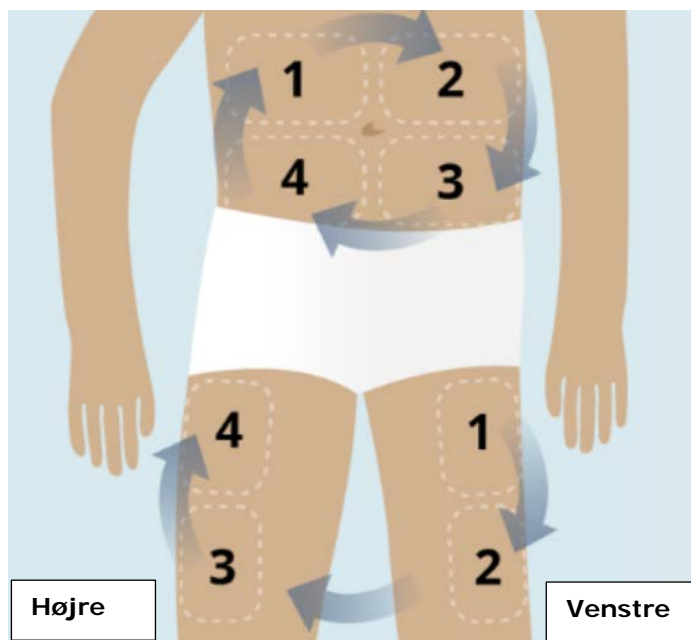
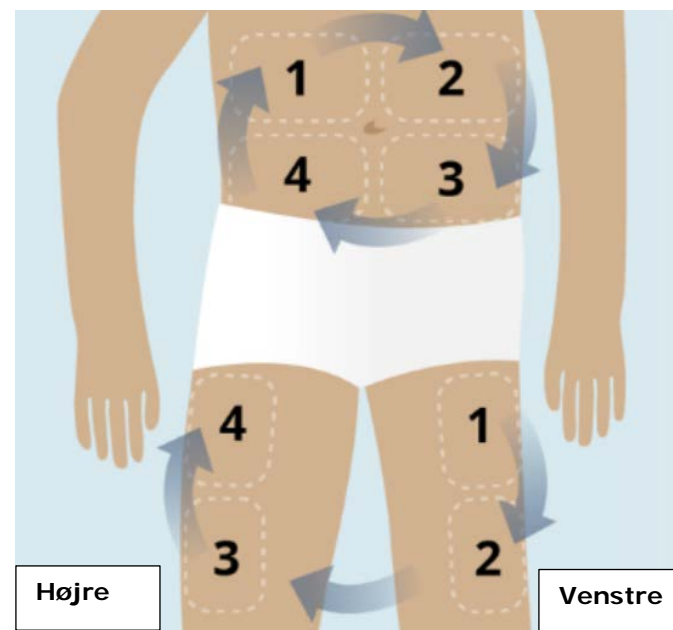


Stikkeskema

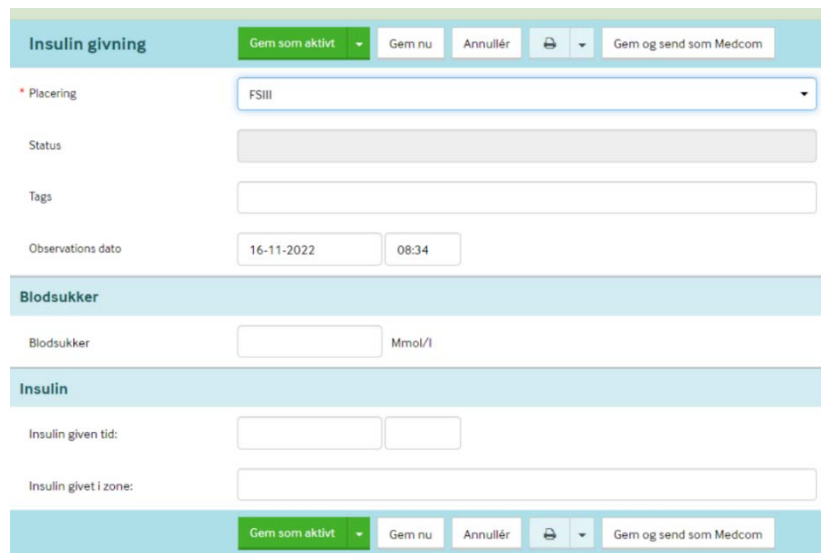


Stikkeskema



Vejledning i brug af stikkeskema

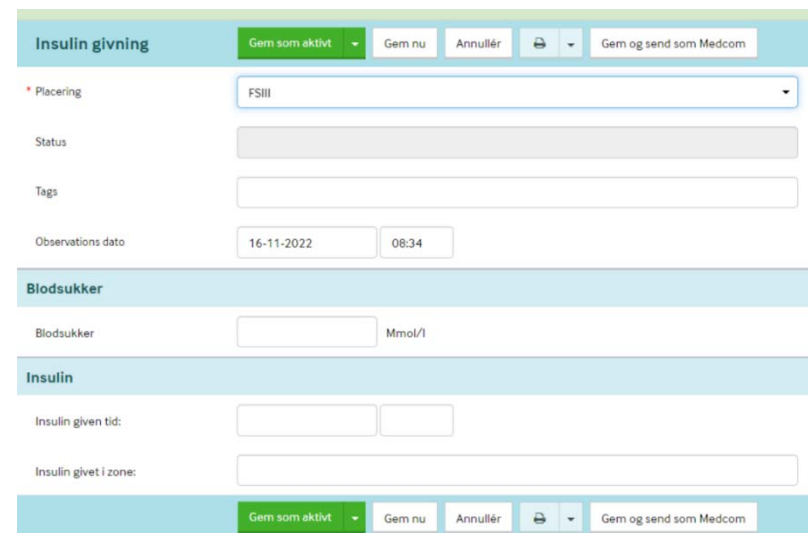
- Undersøg i Nexus under observationer "Insulin givning" hvor borger sidst har fået injiceret insulin.
- Vælg næste zone i urets retning.
- I Nexus under observationer "Insulin givning" dokumenteres blodsukker, tid og dato, samt i hvilken zone der er givet insulin - fx Mave 1 eller Lår 2



The screenshot shows the 'Insulin givning' form in Nexus. It has a light blue header with the title 'Insulin givning' and a green button 'Gem som aktivt'. Below the header are buttons for 'Gem nu', 'Annullér', a printer icon, and 'Gem og send som Medcom'. The form fields include: '* Placering' (dropdown menu with 'FSIII' selected), 'Status' (greyed out), 'Tags' (empty text box), 'Observations dato' (date and time fields with '16-11-2022' and '08:34'), 'Blodsukker' (text box with 'Mmol/l' unit), 'Insulin' section with 'Insulin givet i zone' (text box) and 'Insulin givet i zone:' (text box). At the bottom, there is a green button 'Gem som aktivt' and buttons for 'Gem nu', 'Annullér', a printer icon, and 'Gem og send som Medcom'.

Vejledning i brug af stikkeskema

- Undersøg i Nexus under observationer "Insulin givning" hvor borger sidst har fået injiceret insulin.
- Vælg næste zone i urets retning.
- I Nexus under observationer "Insulin givning" dokumenteres blodsukker, tid og dato, samt i hvilken zone der er givet insulin - fx Mave 1 eller Lår 2



The screenshot shows the 'Insulin givning' form in Nexus, identical to the one on the left. It has a light blue header with the title 'Insulin givning' and a green button 'Gem som aktivt'. Below the header are buttons for 'Gem nu', 'Annullér', a printer icon, and 'Gem og send som Medcom'. The form fields include: '* Placering' (dropdown menu with 'FSIII' selected), 'Status' (greyed out), 'Tags' (empty text box), 'Observations dato' (date and time fields with '16-11-2022' and '08:34'), 'Blodsukker' (text box with 'Mmol/l' unit), 'Insulin' section with 'Insulin givet i zone' (text box) and 'Insulin givet i zone:' (text box). At the bottom, there is a green button 'Gem som aktivt' and buttons for 'Gem nu', 'Annullér', a printer icon, and 'Gem og send som Medcom'.